

INITIAL 2010 CENSUS RESULTS



Presented to the
City Council


By the
City Manager's Office

March 1, 2011

1

Purpose

- Hear a **briefing** on initial 2010 Census results and their affect upon redistricting.
- Answer **questions** and receive **comments**.



2

Release of 2010 Census Data

February 2011

Total population

Race/ethnicity

Voting age


Early 2012

Age

Sex

Household size

Tenure



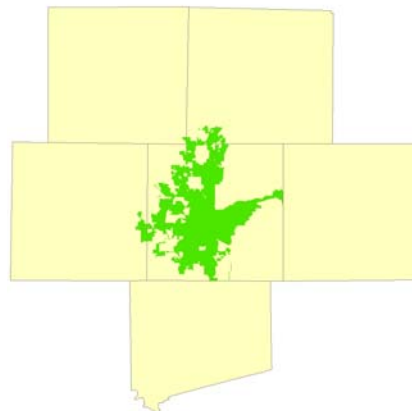
3

Population Growth Rates 2000-2010

U.S. 9.7%

Texas 20.6%

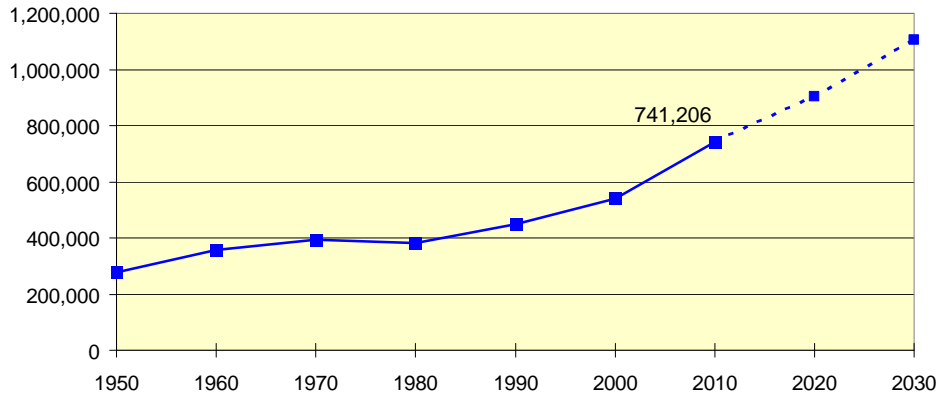
Fort Worth 38.6%



4

Source: U.S. Census Bureau, 2000-2010

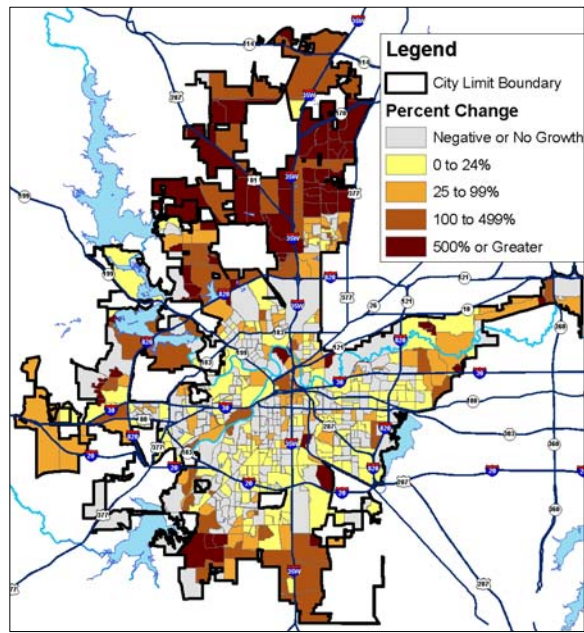
Population Growth in Fort Worth 1950-2030



Sources: U.S. Census Bureau, 1950-2010; Planning and Development, 2011-2030.

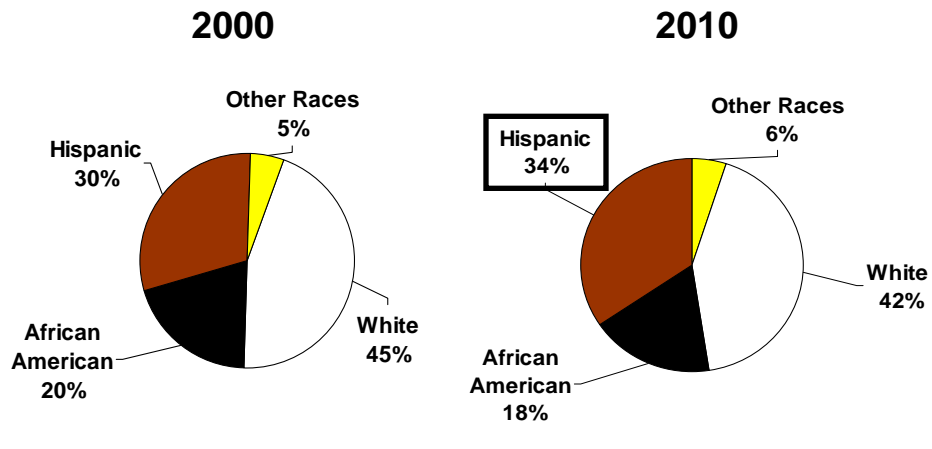
5

Population Growth by Block Group, 2000-2010



6

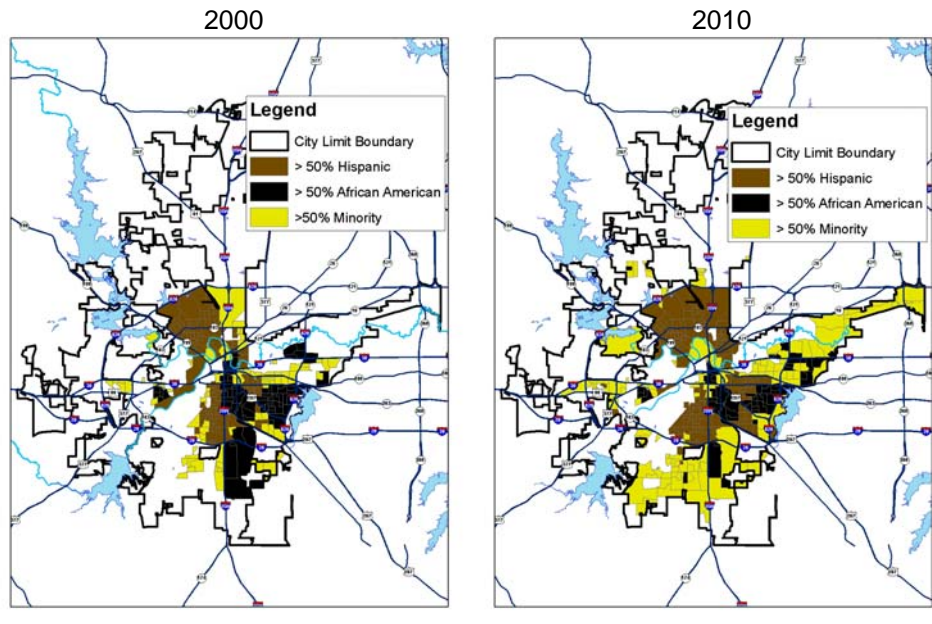
Race/Ethnicity



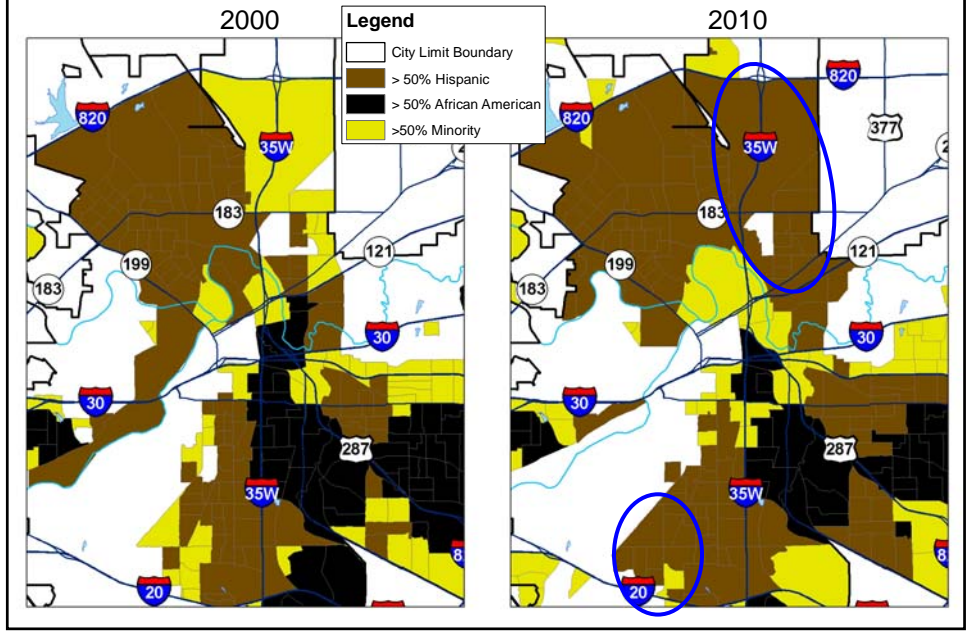
Source: U.S. Census Bureau, 2000-2010

7

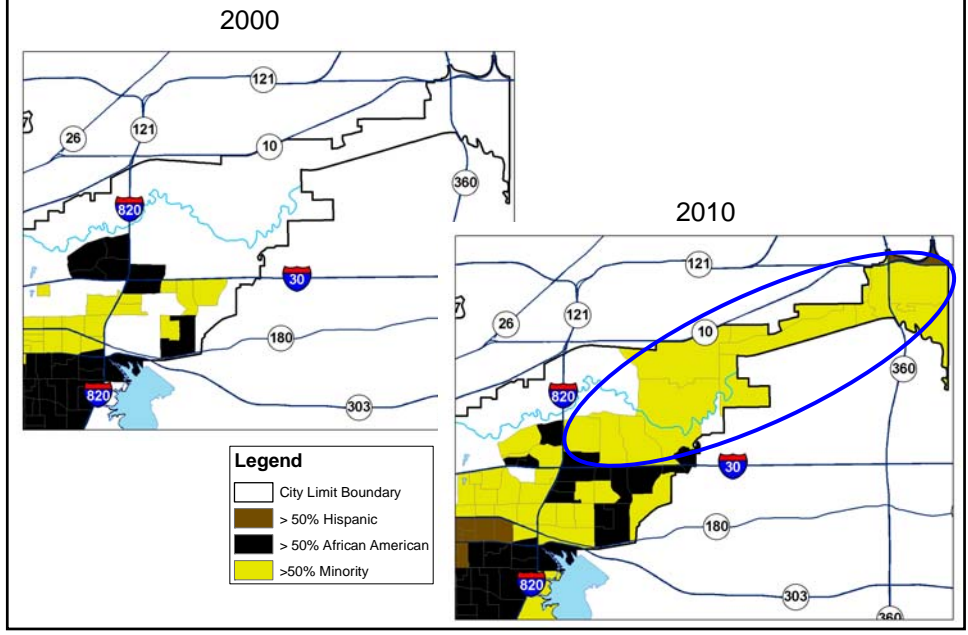
Minority Population, 2000 and 2010



Minority Population: Central City



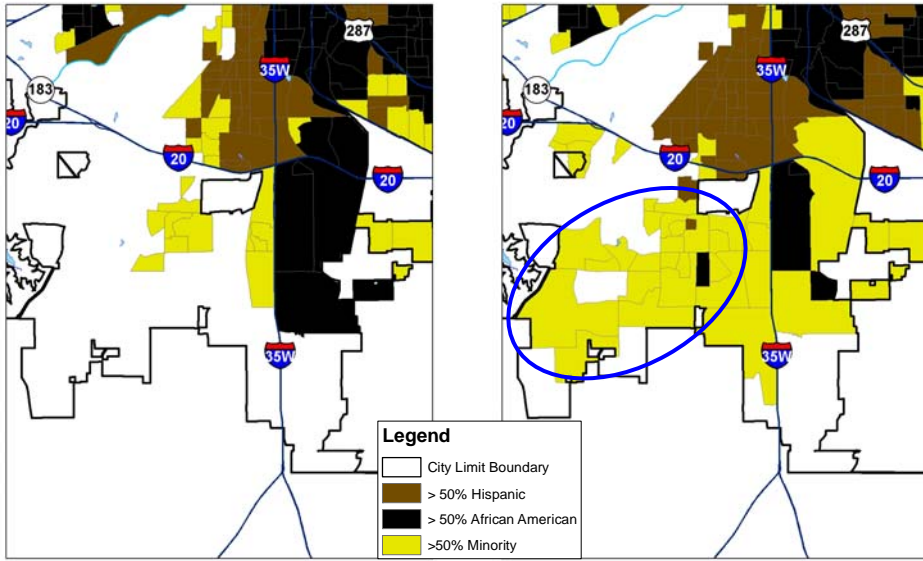
Minority Population: Eastside



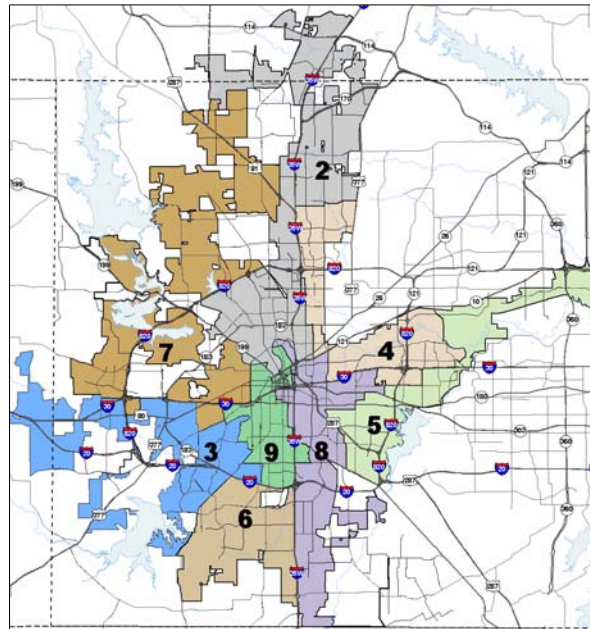
Minority Population: Far South

2000

2010



Current Council Districts



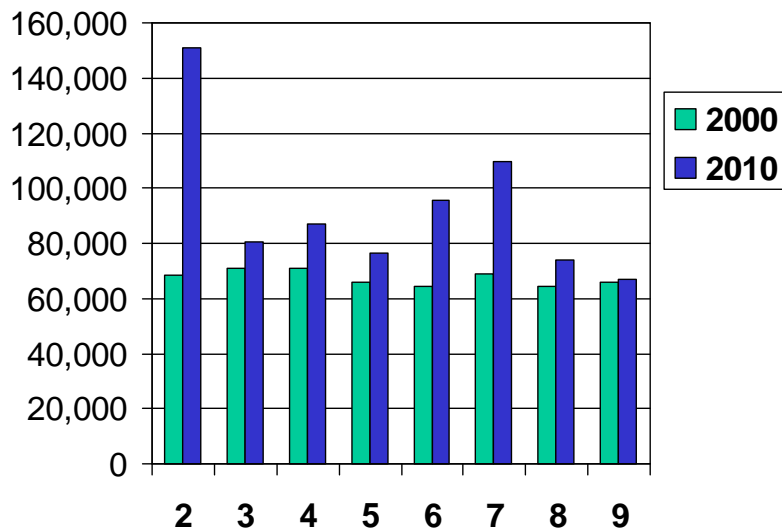
Population Change by Council District

Council District	2000 Census Population	2010 Census Population	Percent Change
2	68,233	150,898	121%
3	70,840	80,754	14%
4	71,065	86,988	22%
5	66,004	76,459	16%
6	64,594	95,696	48%
7	69,094	109,488	58%
8	64,484	74,004	15%
9	66,077	66,919	1%
	540,391	741,206	38.6%

Sources: U.S. Census Bureau, 2000 - 2010

13

Population Change by Council District



Sources: U.S. Census Bureau, 2000 - 2010

14

Average District Population

2000 ~67,550

2010 ~92,650



Source: U.S. Census Bureau, 2000-2010

15

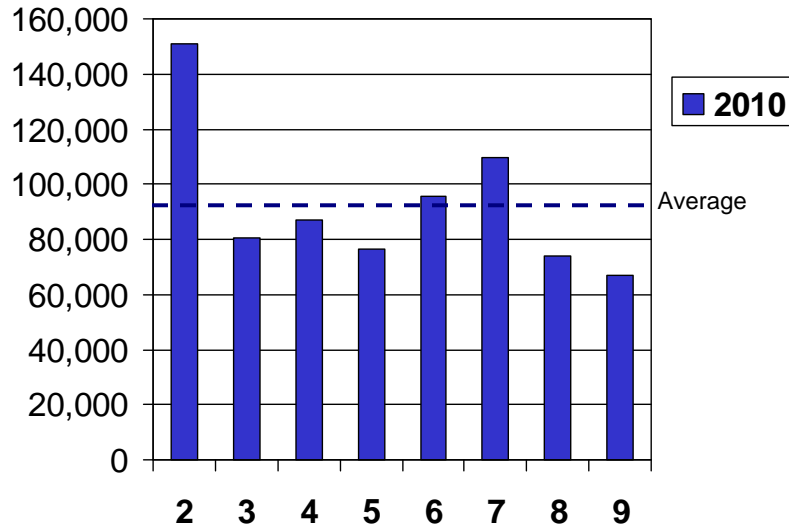
Deviation from Average District Population of 92,650

Council District	2010 Census Population	Percent Deviation
2	150,898	+62.8%
3	80,754	-12.8%
4	86,988	-6.1%
5	76,459	-17.5%
6	95,696	+3.3%
7	109,488	+18.2%
8	74,004	-20.1%
9	<u>66,919</u>	-27.8%
	741,206	

Note: U.S. Justice Dept. guidelines = +/- 5.0% deviation.
City of Fort Worth goal = +/- 2.5% deviation.

16

2010 Population by Council District

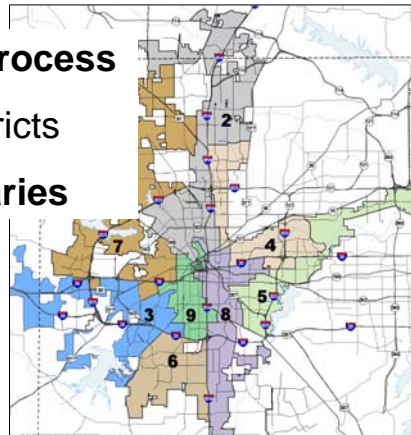


Sources: U.S. Census Bureau, 2000 - 2010

17

What redistricting policy issues must the City Council address?

1. Citizen **participation process**
2. **Number** of council districts
3. Council district **boundaries**



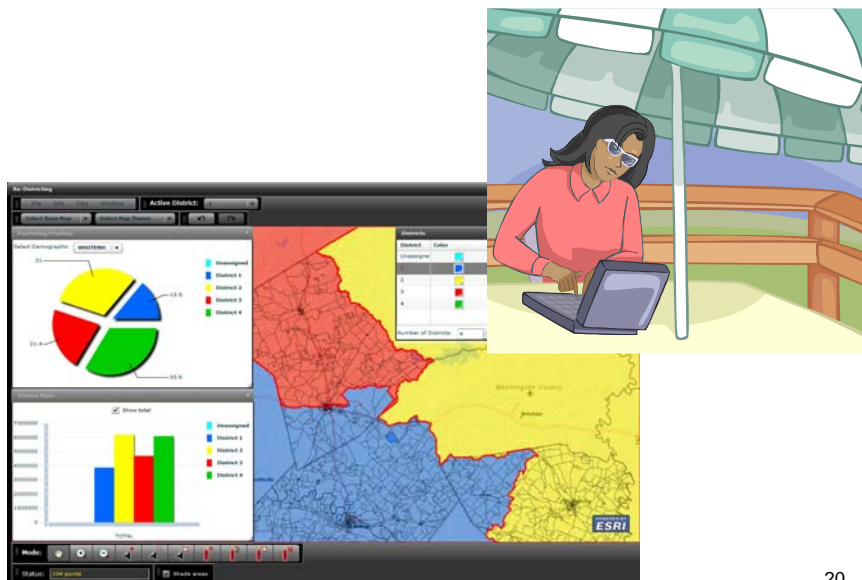
18

Proposed Citizen Participation Process

July	City notifies citizens of redistricting process, distributes Citizens Guide , briefs interested civic organizations.
August	City Council hosts four public workshops to receive citizen input.
September 30	Citizen input on the number of council districts due to City Secretary's Office.
October 11	City Council determines desired number of districts.
November 2011	City Council appoints Charter Review Committee if desired.
November – May 2012	Citizen participation continues to determine desired district boundaries.

19

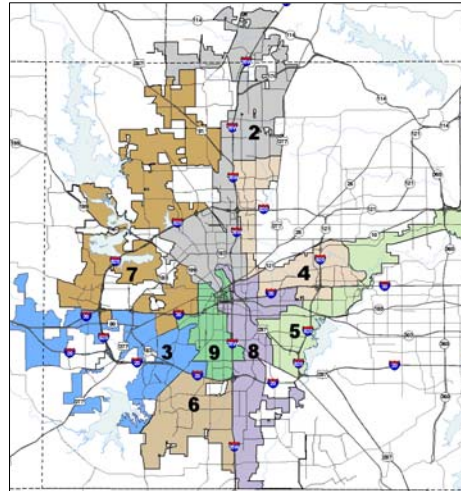
Redistricting Software



20

What criteria should the City Council use in establishing the number of council districts?

- Large enough to provide **effective representation**
- Small enough to promote **efficient governance**
- Small enough for most districts to encompass areas inside **and** outside Loop 820



21

What guidelines should the City Council use for drawing council district boundaries?

- **Equal in size** (+/- 2.5%)
- **Voting Rights Act**: protect minority voting rights
- Neighborhoods and **communities of interest**
- **Compact** and **contiguous** areas
- Identifiable **geographic features**
- Census **tracts and block groups**
- County **voting precincts**



22

Proposed Schedule

July	City begins citizen participation process .
October 11	City Council determines desired number of districts.
May 12, 2012	If City Council increases number of districts, City holds charter amendment election .
June 2012	City Council approves redistricting plan and submits it to U.S. Justice Department.
July-October 2012	U.S. Justice Department reviews plan (estimated 120 days).
May 11, 2013	City holds municipal election for new council districts.

23

Next Steps

April	City Council receives briefing on redistricting software and authorizes purchasing contract.
July	City Council receives briefing and endorses citizen participation process.
July	Begin citizen participation process.
Oct. 11	City Council determines desired number of districts .

24

FORT WORTH



- Questions?
- Comments?